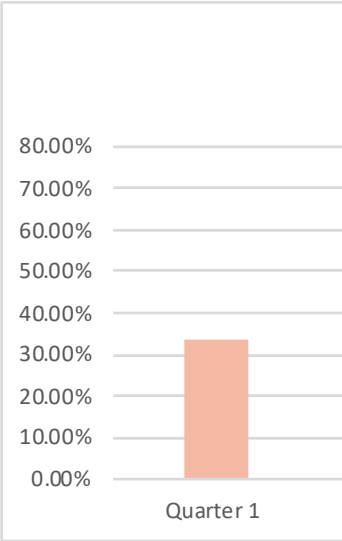
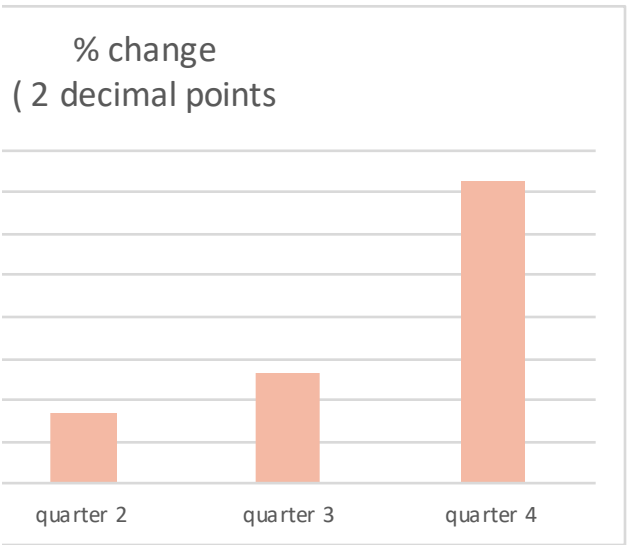


Spring FASH Tech	Spring FASH Tech	Spring FASH Tech	Spring FASH Tech	Spring FASH Tech
Spring FASH Tech	Spring FASH Tech	Spring FASH Tech	Spring FASH Tech	Spring FASH Tech
Spring FASH Tech	Spring FASH Tech	Spring FASH Tech	Spring FASH Tech	Spring FASH Tech
Spring FASH Tech	Spring FASH Tech	Spring FASH Tech	Spring FASH Tech	Spring FASH Tech

Quarter 1
quarter 2
quarter 3
quarter 4

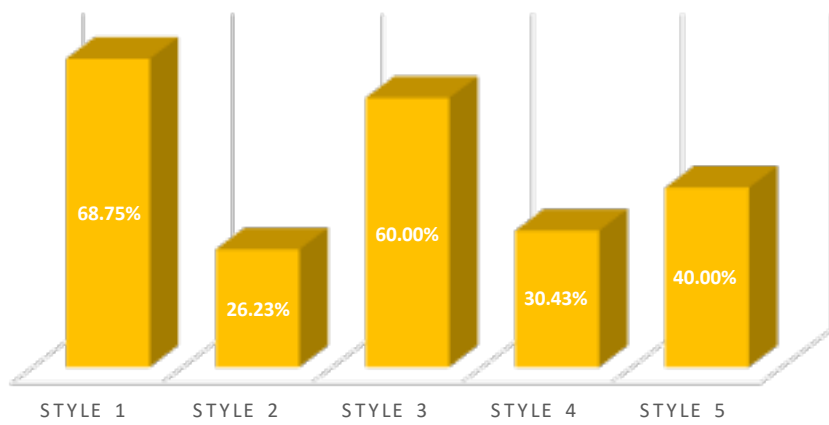
% change ( 2 decimal points	
	33.33%
	16.98%
	26.83%
	72.73%



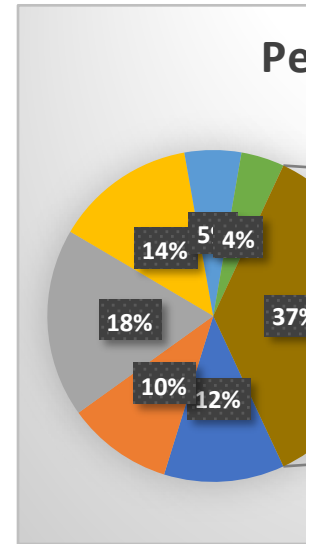


	Markup %
Style 1	68.75%
Style 2	26.23%
Style 3	60.00%
Style 4	30.43%
Style 5	40.00%

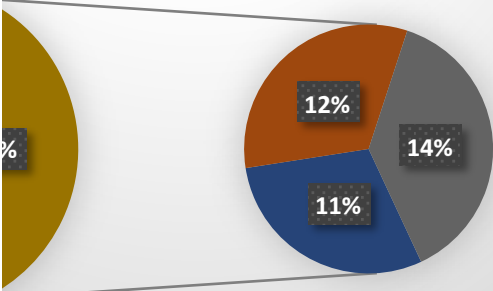
### MARKUP %



	Percent % ( 2 decimals )
February	102.56%
March	90.00%
April	160.70%
May	120.00%
June	48.26%
July	36.84%
Average	93.06%
Large (3k)	102.56%
Small (5k)	120.00%



percent % ( 2 decimals )



- February
- March
- April
- May
- June
- July
- Average
- Large (3k)
- Small (5k)



Sales\$190,00

	BOM	EOM
January	\$75,000.00	\$35,000
February	\$35,000	\$28,00
March	\$28,00	\$63,500
April	\$63,500	\$21,000
May	\$21,000	\$44,500
June	\$44,500	\$75,000
July	\$75,000	\$27,000
August	\$27,000	\$63,500
September	\$63,500	\$22,000
October	\$22,000	\$26,000
November	\$26,000	\$47,000
December	\$47,000	\$21,000
Turnover	190,000/41,050= 4.62	

10.00

Sales: \$58,000

	BOM	EOM
January	\$65,000.00	\$35,000
February	\$45,000	\$45,000
March	\$35,000	\$35,000
April	\$55,500	\$55,500
May	\$34,500	\$34,500
June	\$30,00.00	\$30,00.00
July	\$65,000	\$65,000
August	\$25,000	\$25,000
September	\$37,000	\$37,000
October	\$25,000	\$25,000
November	\$26,000	\$26,000
December	\$23,000	\$23,000
Turnover	$58000/36,909 = 1.57$	



	\$cost
Style #1	\$55.00
Style #2	\$200.00
Style #3	\$350.00
Style #4	\$150.00
Style #5	\$110.00
Sum	\$865.00
Average	\$173.00
Large (2k)	200
small(3k)	150
Max	\$350.00
Min	\$55.00

\$retail	\$markup
\$450.00	\$395.00
\$425.00	\$225.00
\$500.00	\$150.00
\$520.00	\$370.00
\$150.00	\$40.00
\$2,045.00	\$1,180.00
\$409.00	\$236.00
500	370
450	225
\$520.00	\$395.00
\$150.00	\$40.00